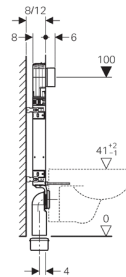
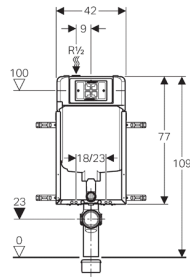


Geberit Kombifix element for wall-hung WC, 109 cm, with Alpha concealed cistern 8 cm, with leg supports



Application purposes

- For masonry walls
- For installation in part- or room-height prewall installations
- For wall-hung WCs with connection dimensions in accordance with EN 33:2011
- For dual flush

Characteristics

- Zinc-plated installation frame
- Mounting frame with four fastening brackets
- Pre-mounted direct plastering netting
- Fixing bracket coordinated with solid walls with 8 or 12 cm wall thickness
- Fastening for connection bend can be mounted without tools from front
- Concealed cistern with front actuation
- Concealed cistern fully insulated against condensation
- Immediate post flush possible with factory setting
- Water supply connection on the top, offset to left side
- Connection hose on angle stop valve can be attached without tools

Technical data

Flow pressure	0.1–10 bar
Flush volume, factory setting	6 and 3 l
Flush volume large, adjustment range	4.5 / 6 / 7.5 l
Flush volume small, adjustment range	3–4 l


Scope of delivery

- Water supply connection R 1/2", compatible with MeplaFix, with integrated angle stop valve and hand wheel
- Protection box for service opening
- 4 fixing brackets
- Connection set for WC, \varnothing 90 mm
- Connection bend made of PE-HD, \varnothing 90 mm
- Adapter socket made of PE-HD, \varnothing 90 / 110 mm
- 2 protection plugs
- 2 threaded rods M12
- Set of leg supports
- Fastening material

Article

Art. no.

110.174.00.1

-  Actuator plate has to be ordered separately

Accessories

- Accessory overview: Geberit Kombifix elements for WCs